

Level adjustment with ramp lift

Robust sturdy design  
for the toughest duties  
with heavy loads

Outstanding handling  
when cornering thanks  
to ProTracLink

Crawl speed button for  
full manoeuvrability  
with tiller upright

Multi-shift operation  
facilitated by sideways  
battery exit (optional)



## EJE 220r/225r

### Electric pedestrian pallet truck (2,000/2,500 kg)

The EJE Series 2 pallet trucks are used at peak times and when maximum throughput is required: For HGV loading and unloading using the ramp. The additional patented ramp lift which works independently from the normal lift facilitates trouble-free loading and unloading of the first row of pallets on HGVs. This allows for level adjustment on ramps with gradients up to 15 %.

The EJE 2 has special features:

- Powerful, innovative 1.6 kW 3-phase AC drive motor for maximum throughput.
- Extremely durable frame for exceptionally high operational demands.
- State-of-the-art control electronics for perfect handling.
- Excellent energy management for low operating costs.
- Large batteries for long operating times.

Also there are ergonomic benefits:

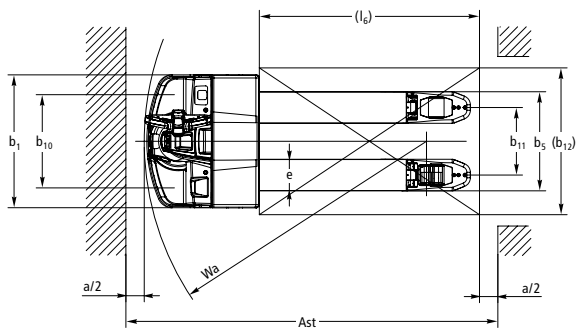
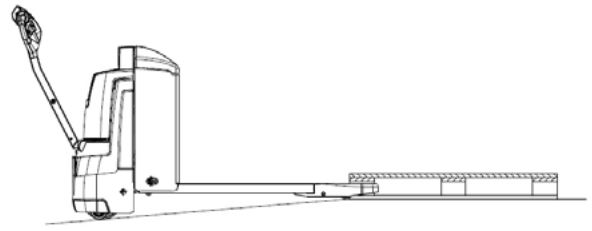
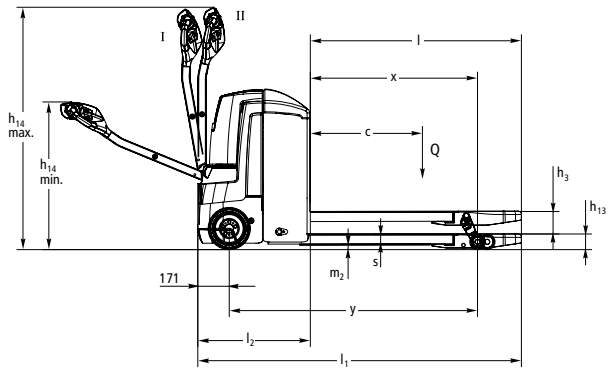
The low-mounted, long tiller ensures safe operation by main-

taining adequate distance between the operator and truck. The crawl speed button assists in extremely confined areas. It allows the truck to travel at an automatically reduced speed with the tiller upright.

The EJE can be equipped with batteries up to 375 Ah. In combination with state-of-the-art and economical 3-phase AC technology, longer operating times are achieved than with conventional technology. With optional lateral battery exchange, multi-shift operation up to 24 hours can be achieved. The completely redeveloped multifunction tiller head is full of innovations:

- Sealed sensor system (IP 65) for maximum breakdown.
- Contact-free electronic rocker switches for ergonomically perfect operation with every tiller position.
- Ergonomically arranged switches.

# EJE 220r/225r



I = Travel range; II = Crawl speed range



# Technical data in line with VDI 2198

			Jungheinrich					
			EJE 220r	EJE 225r				
Identification	1.1	Manufacturer (abbreviation)						
	1.2	Model						
	1.3	Drive	Electric					
	1.4	Manual, pedestrian, stand-on, seated, order picker operation	pedestrian					
	1.5	Load capacity/rated load	Q	t	2	2.5		
	1.6	Load centre distance	c	mm	600			
	1.8	Load distance	x	mm	911 <sup>3)</sup>			
	1.9	Wheelbase	y	mm	1,353 <sup>3)</sup>	1,425 <sup>3)</sup>		
	Weights	2.1.1	Net weight incl. battery (see row 6.5)			kg	560	667
2.2		Axle load with load front/rear			kg	886 / 1,674	1,044 / 2,123	
2.3		Axle load without load front/rear			kg	433 / 127	507 / 160	
Wheels / frame	3.1	Tyres			PU / VU			
	3.2	Tyre size, front			Ø 230 x 70			
	3.3	Tyre size, rear			Ø 85 x 110			
	3.4	Additional wheels (dimensions)			Ø 100 x 40			
	3.5	Wheels, number front/rear (x = driven wheels)			1x +2			
	3.6	Tread width, front	b <sub>10</sub>	mm	508			
	3.7	Tread width, rear	b <sub>11</sub>	mm	368			
Basic dimensions	4.4	Lift			h <sub>3</sub>	mm	122	
	4.9	Height of tiller in drive position min. / max.			h <sub>14</sub>	mm	805 / 1,321	
	4.15	Height, lowered			h <sub>13</sub>	mm	85	
	4.19	Overall length			l <sub>1</sub>	mm	1,763	1,835
	4.20	Length to face of forks			l <sub>2</sub>	mm	613	685
	4.21	Overall width			b <sub>1</sub> /b <sub>2</sub>	mm	720	
	4.22	Fork dimensions			s/e/l	mm	55 / 172 / 1,150	
	4.25	Width across forks			b <sub>5</sub>	mm	540	
	4.32	Ground clearance, centre of wheelbase			m <sub>2</sub>	mm	30	
	4.33	Aisle width for pallets 1000 x 1200 sideways			A <sub>st</sub>	mm	1,977 <sup>2)</sup>	2,049 <sup>2)</sup>
4.34	Aisle width for pallets 800 x 1200 lengthways			A <sub>st</sub>	mm	2,027 <sup>1)</sup>	2,099 <sup>1)</sup>	
4.35	Turning radius			W <sub>a</sub>	mm	1,538 <sup>3)</sup>	1,610 <sup>3)</sup>	
Performance data	5.1	Travel speed, laden/unladen			km/h		6 / 6	
	5.2	Lift speed, laden/unladen			m/s		0.04 / 0.06	0.03 / 0.06
	5.3	Lowering speed, laden/unladen			m/s		0.05 / 0.05	
	5.8	Max. gradeability, laden/unladen			%		10 / 20	8 / 20
	5.10	Service brake					electric	
Electrics	6.1	Drive motor, output S2 60 min.			kW		1.6	
	6.2	Lift motor rating at S3 10%			kW		1.5	
	6.3	Battery as per DIN 43531 /35/36 A, B, C, no					B	
	6.4	Battery voltage/nominal capacity K5			V/Ah		24 / 250	24 / 375
	6.5	Battery weight			kg		220	288
Misc.	8.1	Type of drive control					AC SpeedControl	
	8.4	Sound pressure level at operator's ear as per EN 12053			dB (A)		70	

<sup>1)</sup> Diagonal according to VDI: + 204 mm

<sup>2)</sup> Diagonal according to VDI: + 366 mm

<sup>3)</sup> Load section lowered: 55 mm

# Benefit from the advantages



Application in block stored warehouse



The EJE unloading a lorry



Ergonomic tiller head



Activated ramp lift

## Level adjustment by ramp lift

In addition to the normal lift, the trucks are fitted with a patented ramp lift. This allows for level adjustment on ramps with gradients up to 15 %. The ramp lift works separately from the normal lift. It enables the first pallet row on HGVs to be loaded and unloaded without difficulty.

## Innovative 3-phase AC technology

Jungheinrich three-phase AC motors offer higher performance while simultaneously reducing running costs:

- High level of efficiency with excellent energy management.
- Strong acceleration even at maximum load.
- Rapid change in direction of travel without 'pause for thought'.
- No carbon brushes – maintenance-free drive motor.
- Two-year warranty on the drive motor.

## Robust design also for the toughest applications

- 8 mm high-grade steel apron on the front of the frame.

- Reinforced fork construction for high capacities.

## Optimum cornering

Sprung and cushioned support wheels – linked via the ProTracLink torsion bar – distribute equalising forces dependent on travel conditions i.e. evenly across all wheels during straight-line travel; concentrated on the outer support wheel during cornering.

Thanks to level equalisation, ProTracLink also ensures minimum support wheel wear when approaching ramps at an angle: Both support wheels are linked by a mechanical connection which keeps them at the same height. The lower support wheel does not touch at any point and does not become damaged.

## Work ergonomically

The newly developed tiller head is perfectly adapted to the ergonomic needs of the operator:

- A clear colour coding system and buttons with non-marking symbols for intuitive operation.

- Grip angle to suit the hand position of the operator.
- Crawl speed button underneath the tiller arm for easy access and travelling with the tiller upright.
- Rocker switch for consistent operation in all tiller positions.
- The tiller arm also offers excellent protection against breakdown with contactless sensor technology, protected according to IP 65.

## Long operating times

Battery capacities up to 375 Ah guarantee long operating times:

- Short version: 2 PzS 180 / 250 Ah.
- Long version: 3 PzS 375 Ah.
- Integrated battery charger (24 V / 30 A for wet cell and maintenance-free batteries) for simple charging of the battery at any standard mains socket (optional).
- Side battery changing for multi-shift applications (optional).

## Additional equipment

- Cold store version.
- Load guard.

## Jungheinrich Aktiengesellschaft

Friedrich-Ebert-Damm 129  
D-22047 Hamburg  
Telephone +49 40 6948-0  
Telefax +49 40 6948-1777

info@jungheinrich.com  
www.jungheinrich.com

The German production facilities in Norderstedt, Moosburg and Landsberg are certified.

ISO 9001  
ISO 14001

Jungheinrich fork lift trucks meet European safety requirements.



**JUNGHEINRICH**  
Machines. Ideas. Solutions.